

STRIPCENTER MONTHLY

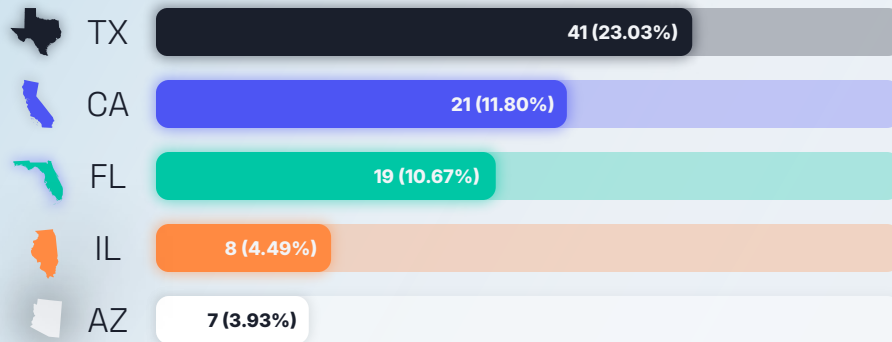
NATIONAL | MARCH 2026

01. STRIPCENTER FAST FACTS

| | |
|----------------------|---------------|
| TOTAL PRICED DEAL \$ | \$844,696,780 |
| TOTAL DEALS LISTED | 178 |
| # OF PRICED DEALS | 154 |
| # OF UNPRICED DEALS | 24 |
| MEDIAN DEAL SIZE | \$4,517,564 |
| AVERAGE DEAL SIZE | \$5,485,044 |
| AVERAGE NOI | \$363,265 |
| AVERAGE CAP RATE | Call Kyle |
| AVERAGE \$/SF | \$471.25/SF |

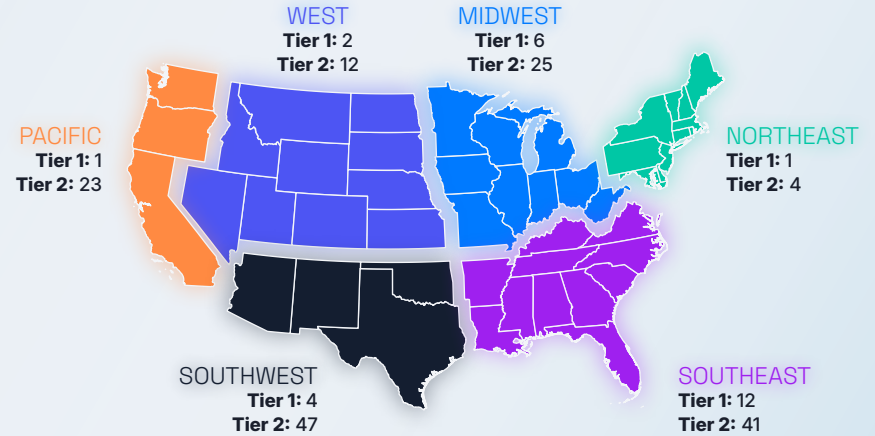


02. TOP STATES BY LISTINGS

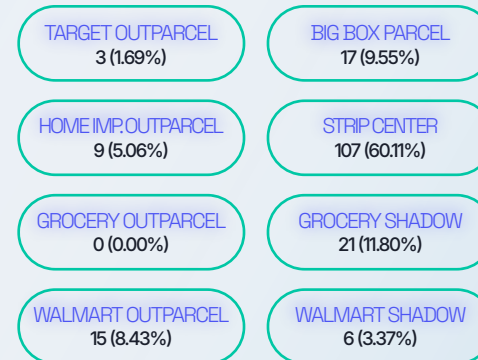


Information contained herein is self-sourced. Any use of this information without the express written consent of NNN Capital LLC is prohibited. NNN Capital LLC neither warrants or makes representation as to the reliability of the information and retains the right to adjust, correct or retract contained information for any and all future use. Content via NNN Capital LLC

04. LISTINGS BY REGION



05. OUTPARCEL BREAKDOWN & TIER COMPARISON



TIER 1 STRIPCENTER:

| | |
|-------------------|-------------|
| AVG. CAP RATE | Call Kyle |
| AVERAGE NOI | \$286,804 |
| AVERAGE PRICE | \$4,687,761 |
| AVERAGE \$/SF | \$677/SF |
| AVERAGE BAY COUNT | 2.6 Bays |

TIER 2 STRIPCENTER:

| | |
|-------------------|-------------|
| AVG. CAP RATE | Call Kyle |
| AVERAGE NOI | \$380,486 |
| AVERAGE PRICE | \$5,639,556 |
| AVERAGE \$/SF | \$428/SF |
| AVERAGE BAY COUNT | 7.5 Bays |

06. CONTACT STRIPCENTER.COM

KYLE D'SOUZA

KD@STRIPCENTER.COM

689.NNN.9535

